

Competition Time!!!

We truly miss seeing all of you at the groups, activities and events we usually spend together. Please know that you all have been a constant in our thoughts and prayers over the last months and we hope to see you, and be back together again, very soon!!!

In the meantime though we have... a competition!!!

We hope that this will bring you some joy and fellowship until we can all meet as normal once more!

So please ask your grownup to join and help you and if you are already a grownup why not ask a friend! Everyone will receive a certificate of completion for taking part and the winner gets... a prize!!!

Now every competition has rules, so here they are:

How to enter: Enclosed you will find a quiz and 4 other activities. To enter please complete the quiz and at least 1 other activity. Then you can either take a picture of your completed sheets and post them on our private Facebook group (search for "St Vigeans Church For Families" and send a join request) or you can just post your completed sheets through the Church Office letter box.

When to enter by: All entries must be submitted by midnight on Sunday the 29th of November 2020

How will the winner be selected: There are no 100% correct answers/results for the quiz and the activities, therefore the winner will be selected at random and you will get your prize and/or certificate delivered to you by the end of the following week.

Hope to hear from you all soon and best of luck with God's Blessings to you all!!!



Name: _____

Age: _____



Quiz

Go to [youtube.com](https://www.youtube.com/watch?v=8kNTUX0mWP8), type "Moses and the burning bush saddleback kids" into the search bar and watch the video titled "Moses and the Burning Bush (Exodus 2-3)" (Alternatively follow the link <https://www.youtube.com/watch?v=8kNTUX0mWP8>)

Then answer the following quiz questions:

1. Who is this story about? Who did God have a special plan for? _____
2. Who did Moses help at the well? _____
3. Were the Israelites living in Egypt being treated well by the Pharaoh? _____
4. What strange thing did Moses see while he was looking after his sheep?

5. Who was speaking to Moses through the burning bush? _____
6. What did Moses' staff turn into? _____
7. How many signs did God give Moses to show the people? _____
8. How do you think Moses felt about going to Egypt to help the Israelites?

9. What did Moses do after God spoke to him?

Bonus Question:

The Church of Scotland have used a picture of the Burning Bush in their emblem since 1691. The design has changed a few times over the years. See the pictures below.



Can you calculate how many years it has been since our church first used the Burning Bush as its emblem?

Write your answer here: _____

Name: _____

Age: _____



Word Search


Can you find the following words you heard in the video?

Moses
Israelites
Egypt
Slaves
Egyptians

Well
Jethro
Snake
Sign
Suffering

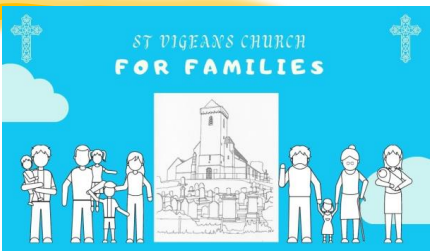
Words
Aaron
Staff
Pharaoh
God

Sheep
Angel
Bush
Burning



Name: _____

Age: _____



Code Breaker

Can you solve the Burning Bush Code?

U	T	Z	R	O	Q	M	H	E	P	D	A	L	F	I	K	G	N	Y	V	J	X	W	C	S	B
									1	1	1	1	1	1	1	1	1	1	2	2	2	2	2	2	2
1	2	3	4	5	6	7	8	9	0	1	2	3	4	5	6	7	8	9	0	1	2	3	4	5	6

- 1

7-5-25-9-25
- 2

26-1-25-8
- 3

14-15-4-9
- 4

26-1-4-18
- 5

8-5-13-19
- 6

25-18-12-16-9
- 7

9-17-19-10-2
- 8

12- 18-17-9-13
- 9

23-9-13-13
- 10

25-2-12-14-14
- 11

23-5-4-11-25
- 12

10-8-12-4-12-5-8



Name: _____

Age: _____



Colouring sheet

Colour in the picture of Moses and the Burning Bush



Source https://www.netclipart.com/isee/ToTobi_clipart-the-burning-bush-huge-freebie-bible-coloring/





Make your own burning bush

1. Find the picture of the bush on the next page before it started burning.
2. What colour are the leaves on most bushes?

3. Are you good at colouring in? _____
4. Can you manage to stay inside the lines? _____
5. Colour in the picture of the bush.
6. Next find the 12 pictures of flames.
7. What colours do flames have?

8. Use these colours to colour in the flames.
9. Next carefully cut out the flames. You may ask an adult to help.
10. Next paste the flames on the picture of the bush.
11. Next cut out the words in the green box and paste it at the top of the burning bush you have made.




Name: _____

Age: _____



The Burning Bush



God Spoke to Moses From a Burning Bush.

